

FXPROMAKER

Advanced

SILVER PACK

:: USER'S MANUAL ::

Page 2: INSTALLING Expert Advisor (EA)

Page 4: SETTINGS of Expert Advisor (EA)

Page 7: EXPERT DOES NOT TRADE (TROUBLESHOOTING)

Page 9: RISK WARNING

INSTALLING Expert Advisor (EA)

1) Unpack EXE file

You receive EA as EXE file packed in RAR archive*. First, unpack EXE file with WinRAR or any other program for unpacking. If you do not WinRAR, please download it here:

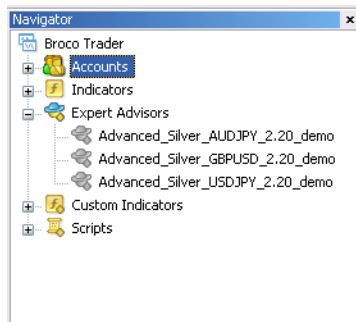
www.fxpromaker-advanced.com/wrar390.exe

*We send EA in RAR because mail servers like Gmail do not accept EXE files.

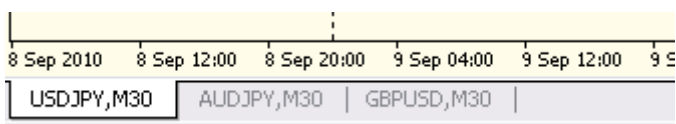
2) Double click on EXE file and proceed with installation:



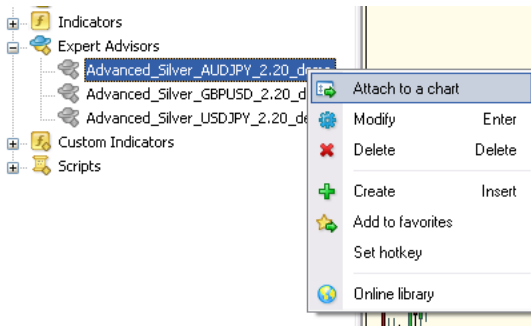
3) Launch Meta Trader and make sure you got all EAs installed:



4) Create 3 charts of 3 packages currencies: USDJPY, AUDJPY, GBPUUSD with ANY timeframes:

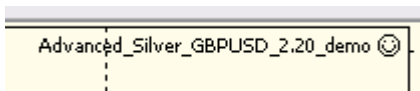


5) Attach EA to each chart using right mouse click (or drag and drop):



6) GOLD package is 100% automated and automatically determine: lotsize and settings for current deposit and trading conditions (such as 4 or 5 digits quotes, etc.)

7) Smiling FACE at up-right corner of a chart means that EA is set up and ready to trade:

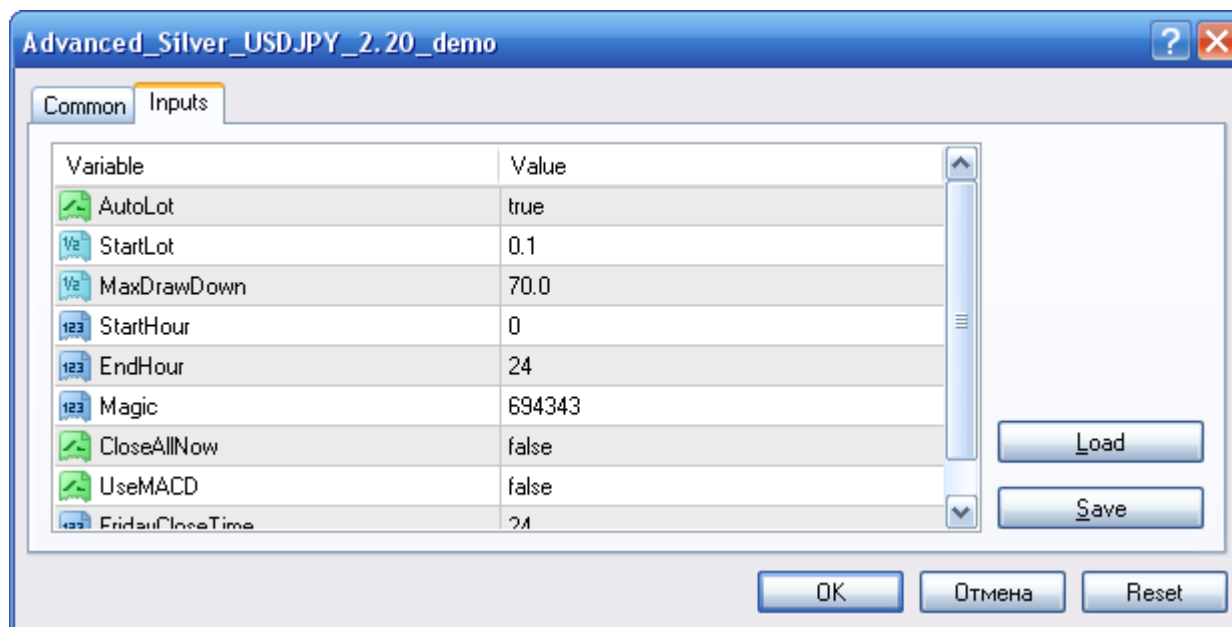


8) Right after you click OK, EA will open 2 orders for each trading pair with AUTOMATED lotsize according deposit:

Order /	Time	Type	Size	Symbol	Price
25032845	2010.09.14 15:20	buy	0.28	gbpusd	1.5414
25032846	2010.09.14 15:20	sell	0.28	gbpusd	1.5411
25032850	2010.09.14 15:20	buy	0.21	audjpy	77.90
25032851	2010.09.14 15:20	sell	0.21	audjpy	77.84
25032854	2010.09.14 15:20	buy	0.33	usdjpy	83.35
25032855	2010.09.14 15:20	sell	0.33	usdjpy	83.33
Balance: 100 000.00 Equity: 99 942.16 Free margin: 99 942.16					
25032848	2010.09.14 15:20	buy limit	0.28	gbpusd	1.5374
25032849	2010.09.14 15:20	sell limit	0.28	gbpusd	1.5451
25032852	2010.09.14 15:20	buy limit	0.21	audjpy	77.40

**!!! IF AFTER INSTALLATIONS EXPERT DOES NOT TRADE,
 TRY to RELOAD META TRADER.
 If still not trade, PLEASE LOOK AT
 "EA does not trade" SECTION
 TO SOLVE the PROBLEM!**

SETTINGS of Expert Advisor (EA)



AutoLot = true / StartLot = 0.1

Keep this setting “true” and EA will automatically set requires lotsize according your deposit. When AutoLot is set to “true”, StartLot setting is not active.

EA uses following MM for lotsize calculation:

USDJPY
\$ 2100 for 0.01

GBPUSD
\$ 2500 for 0.01

AUDJPY
\$ 3300 for 0.01

StartLot setting is active only if you set AutoLot = false. With these settings you can set your own Money Management for EA. StartLot stands for FIRST TWO orders (BUY and SELL) opened by EA.

MaxDrawDown = 70.0 (in % of account)

This setting allows you to control your TOTAL RISK in WORST SCENARIO. Example:

You set MaxDD=25%. EA will automatically set STOP LOSS at the price not far than 25% of account loss.

StartHour=0 (default)

EndHour=24 (deafult)

These are time parameters for those who want to **SCHEDULE** EA trading. Before placing first 2 trades EA checks these parameters. These time parameters are your broker time.

If current time is **more** or equal to StartHour and **less** or equal to EndHour EA will open trades.

Let’s say you want to start at 10.00 (your broker time) and stop trading at 15.00 (your broker time).

You set:

StartHour=10

EndHour=15

At 10.00 EA checks it and open first trades because 10.00 is equal to StartHour and less than EndHour. Now, you need to understand that at 15.00 EA will not close all positions. If trades are in hedging cycle we cannot close them until hedging cycle is done in profit. **EndHour=15** means that after this time EA will finish its current hedging cycle and will not start new one. EA can place hedging trades after 15.00 just to finish previous hedging cycle that was started before 15.00

Let's say at 15.00 we still have some open hedging trades. At 15.30 EA finishes and close all positions in profit. Then EA checks time parameters before open new trades. 15.30 are more than Start Hour but it is also MORE than EndHour, so EA simply does not open any new trades.

If you want to run EA 24 hrs a day and close it manually just leave settings default:

StartHour=0 (default)

EndHour=24 (deafult)

HOW to LEAVE the market and STOP EA trading, please look at these descriptions of these settings:

CloseAllNow=false;

FridayCloseTime=10;

Magic= 694343

Magic numbers allows you to trade EA on 2 same pairs with different settings. Let's say you want to trade USD\JPY on 2 charts. You just need to attach EA to these two charts but you need to place different Magic Number values.

EA will monitor 2 charts **SEPARATELY** from each other!

CloseAllNow=false (default)

This is emergency feature that helps you to CLOSE ALL open trades and DELETE all pending orders. If for some reason you decided to stop trading EA and you want to leave market fast, just make these 3 easy steps:

- 1) Click right button on a chart and choose Expert Advisors-Properties OR simply click **F7**
- 2) Got to CloseAll set and choose **TRUE**
- 3) Click **OK**.

On the next tick EA will start closing and deleting all trades and orders.

To start trading again, do the same, but set CloseAll = false and click OK.

IMPORTANT NOTICE: if you leave the market right in the middle of hedging cycle, this will decrease your profit or lead to loss. We recommend running EA 24 hrs a day or using Time Schedule settings to close cycles in profit.

UseMACD=false (default)

This is trend filter based on MacD indicator. If this setting is set as "true" EA will open only one side trades (BUY or SELL) according MacD exponents. Here you need to apply certain TimeFrame. We recommend M30. This feature includes MacD in EA code so it does not require MacD on a chart.

We do not use this filter, that's why is set to "false" in defaults.

FridayCloseTime=24 (default)

This feature closes hedging after its set time on Friday. After Friday 10:00 of your broker's time EA will not open new hedging cycle. EA will finish current cycle and stop trading. Please mention, that 10:00 does not mean that EA will close all trades and orders at 10:00. EA has to close hedging cycle only in profit and this may take some time according market behavior.

On the market opening EA automatically starts its trading after first tick. Perfect conditions for those who run EA 24-7 on VPS.

EXPERT DOES NOT TRADE (TROUBLESHOOTING)

There are 5 possible reasons why EA can't trade:

1. **Cracked version**
2. **Wrong Meta Trader settings**
3. **Take Profit is LESS than allowed by BROKER**
4. **Broker does not allow 0.01 trading**
5. **Broker USES 5 decimal quotes!**

1. CRACKED VERSION

Please, make sure you purchase original EA version from www.fxpromaker.com or www.fxpromaker-advanced.com
All decompiled or cracked versions LOOSE main code parts because of corrupted DLL files. This may cause EA no trading or TRADING IN LOSS!

2. WRONG META TRADER SETTINGS

Please, make sure your Meta Trader settings are proper set as shown below:

The image shows three screenshots from the MetaTrader platform with red callout boxes and arrows pointing to specific settings:

- FXPROMaker_Advanced_usd_jpy_default_demo_2010** dialog box, **Safety** tab:
 - Allow DLL imports
 - Confirm DLL function calls
 - Allow import of external experts
- FXPROMaker_Advanced_usd_jpy_default_demo_2010** dialog box, **Live Trading** tab:
 - Allow live trading
 - Ask manual confirmation
- MetaTrader interface:
 - Expert Advisors** button is highlighted.
 - EA icon on the chart is highlighted and labeled "EA on chart IS SMILING".

3. Take Profit is LESS than allowed by BROKER

If you use TP=6 or 8 make sure your broker allows using TP less than 10 pips. This information can be taken from brokerage websites (look for **Limit & Stop level**). Or check it by changing TP value to 10.

Limit & Stop level - Prices corridor (in points) form current market price, within which Stop Loss, Take Profit and postponed orders are not allowed. If orders are put server will return a message saying "Invalid Stops" and will not accept the order.

Some brokers provide 5 pips as Limit & Stop level and some provide 10 pips. Let's say if you trade with FxOpen who gives you 10 pips as Limit & Stop level it means that if you put TakeProfit = 5, EA will not open any trade due to broker's limits.

4. Broker does not allow 0.01 trading

Please, make sure your broker allows you trading 0.01 lots. Open manually 0.01 order from Meta Trader to check it out.

5. Broker does not ALLOW hedging

If you use NFA regulated broker, you might not be allowed to TRADE both SELL and BUY orders at the same time. In this situation you have 2 options:

- 1) Set **UseMACD=true**. EA will trade ONE SIDE only. This will decrease EA profit.
- 2) Open account with broker which allows hedging:

E-Global Trade with cents account and 1:500 leverage:

www.eglobal-forex.com

Broco Company with micro accounts and 1:200 leverage:

www.brocompany.com

RISK WARNING

Terms and Conditions

EA Expert Advisors and any other products that we sell on our websites are Non-For-Resale software programs and/or services. You purchase these programs for your own use. You are not permitted to share these applications with others either for free or in exchange of money.

Our main method of delivery is via email or through downloads from our websites. We do not physically ship any item to our customers. Extra charges may apply if you would prefer to receive your products via physical mail. Visit the "Method of Delivery" section for more information.

You are responsible to make sure our correspondence with you is not filtered out by your email server spam detectors. We are not responsible for delays caused by such problems.

Our main method of customer service is through email. If you would like to receive quicker responses to your requests, questions, and concerns we strongly recommend the use of emails.

Our product EA is installed on MetaTrader 4 platform. We expect our customers to have basic knowledge of MetaTrader 4 (MT4) and be able to install and use these programs. We do not accept any claims do to the inability in installing the products.

We expect that you have basic knowledge of computer, operating system, and software programs. We cannot be held responsible for any damages that are caused due to the customer's lack of knowledge in the area of using computers.

We are not held responsible for any problems caused by using our products or referring to our documents and websites. Customer's discretion is advised. For more information refer to the Disclaimer section.

All sales are final. There is no refund policy. For more information refer to the "Refund Policy" section.

We might add special terms and conditions to some of our products and offers. Please refer to the product description for more information. Such terms and conditions are valid for the specific product. The general terms and conditions stay valid for such products. If there is a conflict the special conditions take precedence.

We keep the right to change our policy regarding our terms and conditions, disclaimer, methods of delivery, refund policy, and privacy policy. We always consider the latest version of this material and post it on our website.

Disclaimer

Forex (currency) trading has large potential rewards, but also large potential risk. You must be aware of the risks and be willing to accept them in order to invest in the Forex market. Don't trade with money you can't afford to lose. This ad/presentation is neither a solicitation nor an offer to trade Forex. No representation is being made that any account will or is likely to achieve profits or losses similar to those discussed on this ad/presentation. The past performance of any trading system or methodology is not necessarily indicative of future results.

Trading foreign currencies is a challenging and potentially profitable opportunity for educated and experienced investors. However, before deciding to participate in the Forex market, you should carefully consider your investment objectives, level of experience and risk appetite. There is considerable exposure to risk in any foreign exchange transaction. Any transaction involving currencies involves risks including, but not limited to, the potential for changing political and/or economic conditions that may substantially affect the price or liquidity of a currency. Moreover, the leveraged nature of FX trading means that any market movement will have an equally proportional effect on your deposited funds. This may work against you as well as for you. The possibility exists that you could sustain a total loss of initial margin funds and your position will be liquidated and you will be responsible for any resulting losses. Investors are recommended to lower exposure to risk by employing risk-reducing strategies such as 'stop-loss' or 'limit' orders. EA.com and/or the author of EA Expert Advisor and strategy will not be held responsible for the reliability or accuracy of the information available on this ad/presentation. The content provided is put forward in good faith and believed to be accurate, however, there are no explicit or implicit warranties of accuracy or timeliness made by EA.com.

EA and its management and employees assume no responsibility for errors, inaccuracies or omissions in these materials. They do not warrant the accuracy or completeness of the information, text, graphics, links or other items contained within these materials. EA and its management and employees shall not be liable for any special, indirect, incidental, or consequential damages, including without limitation losses, lost revenues, or lost profits that may result from these materials.

We assume that you are legally permitted to purchase and use our products. Making sure that you are following the global and your local laws and legislations is your responsibility. We cannot be held responsible for any damages or lawsuit against you do to such regulations.

CFTC rule 4.41: Hypothetical or simulated performance results have certain limitations. Unlike an actual performance record, simulated results do not represent actual trading. Also, since the trades have not been executed, the results may have under-or-over compensated for the impact, if any, of certain market factors, such as lack of liquidity. Simulated trading programs in general are also subject to the fact that they are designed with the benefit of hindsight. No representation is being made that any account will or is likely to achieve profit or losses similar to those shown.

Refund Policy

All our sales are final. We do not refund the payments in any case.

Update and Support Policy

We send free updates and improvements during 3 months after purchase. Also during these 3 months mail support is provided.

Methods of Delivery

We deliver our products electronically either through email or by downloading from our websites.

When you purchase a product you may be asked to download it from a website other than the one that you purchased it from.

Should you decide to receive your products physically extra charges may apply. We keep the right to decline such requests.

It may take up to 3 business days to deliver our products to our customers. We sometimes put a hold on delivery to make sure the transaction is legitimate.

Privacy Policy

Thank you for visiting our web site. This privacy policy tells you how we use personal information collected at this site. Please read this privacy policy before using the site or submitting any personal information. By using the site, you are accepting the practices described in this privacy policy. These practices may be changed, but any changes will be posted and changes will only apply to activities and information on a going forward, not retroactive basis. You are encouraged to review the privacy policy whenever you visit the site to make sure that you understand how any personal information you provide will be used.

Note: the privacy practices set forth in this privacy policy are for this web site only. If you link to other web sites, please review the privacy policies posted at those sites.

Collection of Information

We collect personally identifiable information, like names, postal addresses, email addresses, etc., when voluntarily submitted by our visitors. The information you provide is used to fulfill you specific request. This information is only used to fulfill your specific request, unless you give us permission to use it in another manner, for example to add you to one of our mailing lists.

Cookie/Tracking Technology

The Site may use cookie and tracking technology depending on the features offered. Cookie and tracking technology are useful for gathering information such as browser type and operating system, tracking the number of visitors to the Site, and understanding how visitors use the Site. Cookies can also help customize the Site for visitors. Personal information cannot be collected via cookies and other tracking technology, however, if you previously provided personally identifiable information, cookies may be tied to such information. Aggregate cookie and tracking information may be shared with third parties.

Distribution of Information

We may share information with governmental agencies or other companies assisting us in fraud prevention or investigation. We may do so when: (1) permitted or required by law; or, (2) trying to protect against or prevent actual or potential fraud or unauthorized transactions; or, (3) investigating fraud which has already taken place. The information is not provided to these companies for marketing purposes.

We reserve the right to make changes to this policy. Any changes to this policy will be posted.